

Color

- 5 `\newgray{color}{num}`
- 5 `\newrgbcolor{color}{num1 num2 num3}`
- 5 `\newhsbcolor{color}{num1 num2 num3}`
- 5 `\newcmykcolor{color}{num1 num2 num3 num4}`

Setting graphics parameters

- 6 `\psset{par1=value1,par2=value2,...}`

Dimensions, coordinates and angles

- 7 `unit=dim` Default: 1cm
- 7 `\pssetlength{cmd}{dim}`
- 7 `\psaddtolength{cmd}{dim}`
- 7 `xunit=dim` Default: 1cm
- 7 `yunit=dim` Default: 1cm
- 7 `runit=dim` Default: 1cm
- 8 `\degrees[num]`
- 8 `\radians`

Basic graphics parameters

- 8 `linewidth=dim` Default: .8pt
- 8 `linecolor=color` Default: black
- 9 `showpoints=true/false` Default: false

Lines and polygons

- 10 `linearc=dim` Default: 0pt
- 10 `framearc=num` Default: 0
- 10 `cornersize=relative/absolute` Default: relative
- 10 `\psline*[par]{arrows}(x0,y0)(x1,y1)...(xn,yn)`
- 10 `\qline(coor0)(coor1)`
- 11 `\pspolygon*[par](x0,y0)(x1,y1)(x2,y2)...(xn,yn)`
- 11 `\psframe*[par](x0,y0)(x1,y1)`

Arcs, circles and ellipses

- 11 `\pscircle*[par](x0,y0){radius}`
- 11 `\qdisk(coor){radius}`
- 12 `\pswedge*[par](x0,y0){radius}{angle1}{angle2}`
- 12 `\psellipse*[par](x0,y0)(x1,y1)`
- 12 `\psarc*[par]{arrows}(x,y){radius}{angleA}{angleB}`
- 12 `arcsepA=dim` Default: 0pt
- 12 `arcsepB=dim` Default: 0pt
- 13 `arcsep=dim` Default: 0
- 13 `\psarcn*[par]{arrows}(x,y){radius}{angleA}{angleB}`

Curves

- 13 `\psbezier*[par]{arrows}(x0,y0)(x1,y1)(x2,y2)(x3,y3)`
- 14 `\parabola*[par]{arrows}(x0,y0)(x1,y1)`
- 14 `curvature=num1 num2 num3` Default: 1 .1 0

- 15 `\pscurve*[par]{arrows}(x1,y1)...(xn,yn)`
- 15 `\psecurve*[par]{arrows}(x1,y1)...(xn,yn)`
- 15 `\psccurve*[par]{arrows}(x1,y1)...(xn,yn)`

Dots

- 15 `\psdots*[par](x1,y1)(x2,y2)...(xn,yn)`
- 16 `dotstyle=style` Default: *

Dot styles

Style	Example	Style	Example
*	• • • • •	square	◻ ◻ ◻ ◻ ◻
o	◦ ◦ ◦ ◦ ◦	square*	◻ ◻ ◻ ◻ ◻
+	+ + + + +	pentagon	◊ ◊ ◊ ◊ ◊
triangle	▲ ▲ ▲ ▲ ▲	pentagon*	◊ ◊ ◊ ◊ ◊
triangle*	▲ ▲ ▲ ▲ ▲		

- 16 `dotscale=num1 num2` Default: 1
- 16 `dotangle=angle` Default: 0

Grids

- 17 `\psgrid(x0,y0)(x1,y1)(x2,y2)`
- 18 `gridwidth=dim` Default: .8pt
- 18 `gridcolor=color` Default: black
- 18 `griddots=num` Default: 0
- 18 `gridlabels=dim` Default: 10pt

- 18 `gridlabelcolor=color` Default: black
- 18 `subgriddiv=int` Default: 5
- 18 `subgridwidth=dim` Default: .4pt
- 18 `subgridcolor=color` Default: gray
- 18 `subgriddots=num` Default: 0

Plots

- 19 `plotstyle=style` Default: line
- 20 `\fileplot*[par]{file}`
- 20 `\dataplot*[par]{commands}`
- 20 `\savedata{command}[data]`
- 20 `\readdata{command}{file}`
- 21 `\listplot*[par]{list}`
- 21 `\psplot*[par]{xmin}{xmax}{function}`
- 22 `\parametricplot*[par]{tmin}{tmax}{function}`
- 22 `plotpoints=int` Default: 50

Coordinate systems

- 24 `origin={coor}` Default: 0pt,0pt
- 24 `swapaxes=true` Default: false

Line styles

- 24 `linestyle=style` Default: solid
- 25 `dash=dim1 dim2` Default: 5pt 3pt

25	<code>dotsep=dim</code>	Default: 3pt
25	<code>border=dim</code>	Default: 0pt
25	<code>bordercolor=color</code>	Default: white
25	<code>doubleline=true/false</code>	Default: false
25	<code>doublesep=dim</code>	Default: 1.25\pslinewidth
26	<code>doublecolor=color</code>	Default: white
26	<code>shadow=true/false</code>	Default: false
26	<code>shadowsize=dim</code>	Default: 3pt
26	<code>shadowangle=angle</code>	Default: -45
26	<code>shadowcolor=color</code>	Default: darkgray
26	<code>dimen=outer/inner/middle</code>	Default: outer

















Fill styles

27	<code>fillstyle=style</code>	Default: none
27	<code>fillcolor=color</code>	Default: white
27	<code>hatchwidth=dim</code>	Default: .8pt
27	<code>hatchsep=dim</code>	Default: 4pt
27	<code>hatchcolor=color</code>	Default: black
27	<code>hatchangle=rot</code>	Default: 45

Arrowheads and such

28	<code>arrows=style</code>	Default: -
----	---------------------------	-------------------

Arrows

<i>Value</i>	<i>Example</i>	<i>Name</i>	
-		None	
<->		Arrowheads.	
>-<		Reverse arrowheads.	
<<->>		Double arrowheads.	
>>-<<		Double reverse arrowheads.	
-		T-bars, flush to endpoints.	
* *		T-bars, centered on endpoints.	
[-]		Square brackets.	
(-)		Rounded brackets.	
o-o		Circles, centered on endpoints.	
_		Disks, centered on endpoints.	
oo-oo		Circles, flush to endpoints.	
_		Disks, flush to endpoints.	
c-c		Extended, rounded ends.	
cc-cc		Flush round ends.	
C-C		Extended, square ends.	
30	<code>arrowsize=dim num</code>		Default: 2pt 3
30	<code>arrowlength=num</code>		Default: 1.4
30	<code>arrowinset=num</code>		Default: .4
30	<code>tbarsize=dim num</code>		Default: 2pt 5
30	<code>bracketlength=num</code>		Default: .15
30	<code>rbracketlength=num</code>		Default: .15
30	<code>dotsize=dim num</code>		Default: .5pt 2.5
30	<code>arrowscale=arrowscale=num1 num2</code>		Default: 1

Custom styles

- 31 `\newpsobject{name}{object}{par1=value1,...}`
- 31 `\newpsstyle{name}{par1=value1,...}`

The basics

- 32 `\pscustom*[par]{commands}`

Parameters

- 33 `linetype=int` Default: 0

Graphics objects

- 35 `liftpen=0/1/2` Default: 0

Safe tricks

- 36 `\newpath`
- 36 `\moveto(coord)`
- 36 `\closepath`
- 36 `\stroke[par]`
- 37 `\fill[par]`
- 37 `\gsave`
- 37 `\grestore`
- 38 `\translate(coord)`
- 38 `\scale{num1 num2}`

- 38 `\rotate{angle}`
- 38 `\swapaxes`
- 38 `\msave`
- 38 `\mrestore`
- 38 `\openshadow[par]`
- 38 `\closedshadow[par]`
- 38 `\movepath(coord)`

Pretty safe tricks

- 39 `\lineto(coord)`
- 39 `\rlineto(coord)`
- 39 `\curveto(x1,y1)(x2,y2)(x3,y3)`
- 39 `\rcurveto(x1,y1)(x2,y2)(x3,y3)`

For hackers only

- 39 `\code{code}`
- 39 `\dim{dim}`
- 39 `\coord(x1,y1)(x2,y2)...(xn,yn)`
- 40 `\rcoord(x1,y1)(x2,y2)...(xn,yn)`
- 40 `\file{file}`
- 40 `\arrows{arrows}`
- 40 `\setcolor{color}`

Pictures

- 41 `\pspicture*[baseline](x0,y0)(x1,y1)`

41 `\endpspicture`

Placing and rotating whatever

43 `\rput*[refpoint]{rotation}(x,y){stuff}`

44 `\uput*{labelsep}[refangle]{rotation}(x,y){stuff}`

44 `\pslabelsep`

44 `labelsep=dim` Default: 5pt

Repetition

46 `\multirput*[refpoint]{angle}(x0,y0)(x1,y1){int}{stuff}`

46 `\multips{angle}(x0,y0)(x1,y1){int}{graphics}`

Axes

48 `\psaxes*[par]{arrows}(x0,y0)(x1,y1)(x2,y2)`

Axes label parameters

<i>Horitontal</i>	<i>Vertical</i>	<i>Dflt</i>	<i>Description</i>
Ox=num	Oy=num	0	Label at origin.
Dx=num	Dy=num	1	Label increment.
dx=dim	oy=dim	Opt	Dist btwn labels.

50 `labels=all/x/y/none` Default: all

50 `showorigin=true/false` Default: true

50 `ticks=all/x/y/none` Default: all

50 `tickstyle=full/top/bottom` Default: full

50 `ticksize=dim` Default: 3pt

51 `\psxlabel`

51 `\psylabel`

51 `axesstyle=axes/frame/none` Default: axes

Framed boxes

52 `framesep=dim` Default: 3pt

52 `boxsep=true/false` Default: true

52 `\psframebox*[par]{stuff}`

53 `\psdblframebox*[par]{stuff}`

53 `\psshadowbox*[par]{stuff}`

53 `\pscircularbox*[par]{stuff}`

53 `\cput*[par]{angle}(x,y){stuff}`

54 `\psovalbox*[par]{stuff}`

Clipping

54 `\clipbox[dim]{stuff}`

54 `\psclip{graphics} ... \endpsclip`

Rotation and scaling boxes

55 `\rotateleft{stuff}`

55 `\rotateright{stuff}`

56 `\rotatedown{stuff}`

56 `\scalebox{num1 num2}{stuff}`

56 `\scaleboxto(x, y){stuff}`

Nodes

59 `\rnode[refpoint]{name}{stuff}`

59 `\Rnode(x, y){name}{stuff}`

59 `\RnodeRef`

60 `\pnode(x, y){name}`

60 `\cnode*[par](x, y){radius}{name}`

60 `\circnode*[par]{name}{stuff}`

60 `\cnodeput*[par]{angle}(x, y){name}{stuff}`

60 `\ovalnode*[par]{name}{stuff}`

Node connections

61 `nodesep=dim` Default: 0

61 `offset=dim` Default: 0

61 `arm=dim` Default: 10pt

61 `angle=angle` Default: 0

61 `arcangle=angle` Default: 8

61 `ncurv=num` Default: .67

62 `loopsize=dim` Default: 1cm

62 `\incline*[par]{arrows}{nodeA}{nodeB}`

62 `\incLine*[par]{arrows}{nodeA}{nodeB}`

62 `\nccurve*[par]{arrows}{nodeA}{nodeB}`

63 `\ncarc*[par]{arrows}{nodeA}{nodeB}`

63 `\ncbar*[par]{arrows}{nodeA}{nodeB}`

63 `\ncdiag*[par]{arrows}{nodeA}{nodeB}`

64 `\ncdiagg*[par]{arrows}{nodeA}{nodeB}`

64 `\ncangle*[par]{arrows}{nodeA}{nodeB}`

64 `\ncangles*[par]{arrows}{nodeA}{nodeB}`

65 `\ncloop*[par]{arrows}{nodeA}{nodeB}`

65 `\nccircle*[par]{arrows}{node}{radius}`

65 `\pcline*[par]{arrows}(x1, y1)(x2, y2)`

65 `\pccurve*[par]{arrows}(x1, y1)(x2, y2)`

65 `\pcarc*[par]{arrows}(x1, y1)(x2, y2)`

65 `\pcbar*[par]{arrows}(x1, y1)(x2, y2)`

65 `\pcdiag*[par]{arrows}(x1, y1)(x2, y2)`

66 `\pcangle*[par]{arrows}(x1, y1)(x2, y2)`

66 `\pcloop*[par]{arrows}(x1, y1)(x2, y2)`

Attaching labels to node connections

67 `\lput*[refpoint]{rotation}(pos){stuff}`

68 `\aput*[labelsep]{angle}(pos){stuff}`

68 `\bput*[labelsep]{angle}(pos){stuff}`

68 `\mput*[refpoint]{stuff}`

68 `\Aput*[labelsep]{stuff}`

68 `\Bput*[labelsep]{stuff}`

Coils and zigzags

70 `\pscoil*[par]{arrows}(x0, y0)(x1, y1)`

- 70 `\psCoil*[par]{angle1}{angle2}`
- 70 `\pszigzag*[par]{arrows}(x0,y0)(x1,y1)`
- 70 `coilwidth=dim` Default: 1cm
- 70 `coilheight=num` Default: 1
- 70 `coilarm=dim` Default: .5cm
- 70 `coilaspect=angle` Default: 45
- 70 `coilinc=angle` Default: 10
- 71 `\nccoil*[par]{arrows}{nodeA}{nodeB}`
- 71 `\nczigzag*[par]{arrows}{nodeA}{nodeB}`
- 71 `\pccoil*[par]{arrows}(x1,y1)(x2,y2)`
- 71 `\pczigzag*[par]{arrows}(x1,y1)(x2,y2)`

<i>Coordinate</i>	<i>Example</i>	<i>Description</i>
(x,y)	(3,4)	Cartesian coordinate.
$(r;a)$	(3;110)	Polar coordinate.
$(node)$	(A)	Center of <i>node</i> .
$([par]node)$	([angle=45]A)	Relative to <i>node</i> .
$(!ps)$!5 3.3 2 exp	Raw PostScript.
$(coord1 coord2)$	(A 1in;30)	Combination.

<i>Angle</i>	<i>Example</i>	<i>Description</i>
<i>num</i>	45	Angle.
$(coord)$	(-1,1)	Coordinate (vector).
$!ps$!33 sqrt	Raw PostScript.

73 `\NormalCoor`

Special coordinates

72 `\SpecialCoor`

Special coordinates and angles

Overlays

- 73 `\overlaybox stuff\endoverlaybox`
- 73 `\psoverlay{string}`
- 74 `\putoverlaybox{string}`
- 74 `gradbegin=color` Default: gradbegin
- 74 `gradend=color` Default: gradend
- 75 `gradlines=int` Default: 500
- 75 `gradmidpoint=num` Default: .9
- 75 `gradangle=angle` Default: 0

Typesetting text along a path

76 `\pstextpath[pos](x,y){graphics object}{text}`

Stroking and filling character paths

- 77 `\pscharpath*[par]{text}`
- 78 `\pscharclip*[par]{text} ... \endpscharclip`

Exporting EPS files

- 79 `\TeXtoEPS`
- 79 `\endTeXtoEPS`
- 80 `\PSTtoEPS[par]{file}{graphics objects}`
- 80 `bbllx=dim` Default: -1pt
- 80 `bbly=dim` Default: -1pt
- 80 `bburx=dim` Default: 1pt
- 80 `bbury=dim` Default: 1pt
- 81 `headerfile=file` Default: s
- 81 `headers=none/all/user` Default: none

Boxes

- 83 `\psmathboxtrue`
- 83 `\psmathboxfalse`
- 83 `\everypsbox{commands}`
- 83 `\pslongbox{name}{cmd}`
- 84 `\psverbboxtrue`
- 84 `\psverbboxfalse`

Tips and More Tricks

- 85 `\PSTricksOff`

Including PostScript code

- 87 `\pslbrace`
- 87 `\psrbrace`